

Window to the World

An English as a Second Language Curriculum





Window to the World (Digital version)
© 2022 Jesus Film Project. All rights reserved.

Based on *Window to the World*, written by Doris Dillard Edwards. © 1998-2013 Jesus Film Project. All rights reserved.

Distributed by: www.jesusfilm.org

All Scripture quotations are taken from the Holy Bible, New International Reader's Version Nlrv® Copyright ©1995 1996, 1998, 2014 by Biblica, Inc. All rights reserved worldwide. <https://www.biblica.com/> The Nlrv and the "New International Reader's Version" are trademarks registered in the United States Patent and Trademark Office by Biblica, Inc.

Any page of this work may be reproduced in hard copy form for ministry, teaching or training purposes. No part of this work may be included in another work or posted online without permission from Jesus Film Project®.



What is “Window to the World”?

“Window to the World” is a 12-lesson curriculum produced for you by Jesus Film Project®.

Just about anyone can use our adaptation of Doris Edwards’ original work (first published in 1999) to teach beginning-level conversational English in a variety of situations.

Those with a heart to share the gospel will find each of the lesson themes complemented by a short video segment of the *JESUS* film.

Please note that there are two essential files required to utilize the curriculum effectively:

- * The primary 12 Lesson curriculum must be downloaded for the embedded links to function correctly.**
- * The JESUS film segments are available on the Jesus Film YouTube channel.**



Table of Contents

Each lesson has a theme explored through vocabulary and a Bible story from the *JESUS* film.

(To go to the lesson you want, click on that **LESSON NUMBER**.)

LESSON 1:

- **Theme:** The Family
- **Story:** God Chooses Mary

LESSON 2:

- **Theme:** Birthdays, Months and Numbers
- **Story:** The Birth of Christ

LESSON 3:

- **Theme:** Travel and Time
- **Story:** Jesus at Age 12

LESSON 4:

- **Theme:** Parts of the Body and Body Language
- **Story:** The Temptation of Christ

LESSON 5:

- **Theme:** Jobs, Solving Problems and Expressing Gratitude
- **Story:** Jesus Chooses Helpers

LESSON 6:

- **Theme:** Foods We Like and Dislike
- **Story:** Jesus and a Sinful Woman

LESSON 7:

- **Theme:** Weather, Seasons and Months
- **Story:** Jesus Calms a Storm

LESSON 8:

- **Theme:** Illnesses
- **Story:** Jesus' Power Over Evil

LESSON 9:

- **Theme:** Clothing (Colors and Descriptions)
- **Story:** Jesus Heals a Blind Man

LESSON 10:

- **Theme:** Holidays in the United States
- **Story:** Jesus Celebrates a Holiday

LESSON 11:

- **Theme:** Death and Burial
- **Story:** The Death and Burial of Jesus

LESSON 12:

- **Theme:** Life Stages and Physical Descriptions of People
- **Story:** The Resurrection of Jesus



Each lesson has three parts:

- **A Vocabulary** section includes exercises to help students learn the featured words.
- **Study a Story** directs students to watch a segment of the *JESUS* film and complete exercises related to the segment.
- **Final Thoughts About the Story** allows students to integrate the vocabulary from Part 1 with the content of the *JESUS* film segment they explored in Part 2. Part 3 includes Bible verses related to the film segment as well as simple ways to incorporate what they are learning into their lives.

We hope this resource is helpful to you and leads to meaningful conversations.

Scripture taken from the HOLY BIBLE, NEW INTERNATIONAL READER'S VERSION®. Copyright© 1996 Biblica. (NIRV)



Helpful suggestions for using the Window to the World Curriculum

Window to the World is a 12-lesson English as a Second Language (ESL) curriculum designed to help you build relationships with English learners. The lessons can be used with individuals, small or large groups. You do not need to be an ESL expert to use it. Many people we meet are simply looking for an American friend to help them learn to speak English.

Each lesson includes a JESUS film segment. Although the lessons follow the timeline of Jesus' life, if a particular lesson seems relevant to your student's interests, you can jump to that lesson. (Clicking on the lesson in the Table of Contents will take you right to it.)

Tips for success:

- Take the time to go through each lesson before you present it.
- Know your “audience” and assess their level of English.
- Consider adapting lessons to the abilities and interests of your new friends.
- When one or more learners have a better grasp of English (and can help the others) the lessons are more fun.
- If you have attempted to learn another language, consider sharing examples of your mistakes.

Keep in mind some of your new friends may have come from areas in the world where students were hit or beaten when they made mistakes. Give them time to adjust to a more relaxed learning environment.

You have the option to print each lesson for your students, either in color or black and white, with two slides per page. To keep the lessons organized, you might consider providing a binder and distributing the lessons as you teach them..



LESSON ONE

THE FAMILY



In this lesson, we will study:

- **Vocabulary related to how to introduce yourself**
- **Vocabulary about Family**
- **The Alphabet**
- **A story about Jesus' Family**



PART 1: VOCABULARY/WORDS WE USE

Introduction

Take turns introducing yourselves and your family by asking each other the following questions:

What is your name?

- My name is _____.

Do you have brothers or sisters?

- Yes, I have _____ brother(s) and _____ sister(s).

What are their names?

- My brother(s) name is (are) _____.
- My sister(s) name is (are) _____.



What to call various family members

Write these words in your own language

Father _____

Mother _____

Husband _____

Wife _____

Wives _____

Son _____

Daughter _____

Sister _____

Brother _____

Cousin _____

Grandfather _____

Grandmother _____

Grandchildren _____

Granddaughter _____

Grandson _____

Daughter-in-law _____

Son-in-law _____

Brother-in-law _____

Sister-in-law _____

Niece _____

Nephew _____

Aunt _____

Uncle _____



ACTIVITY 1a: Members of the Family

Let's practice vocabulary related to different family members.

Review this list of family members:



Father / Husband

Mother / Wife

Son / Brother

Daughter/ Sister



Grandfather

Grandmother

Grandson

Granddaughter

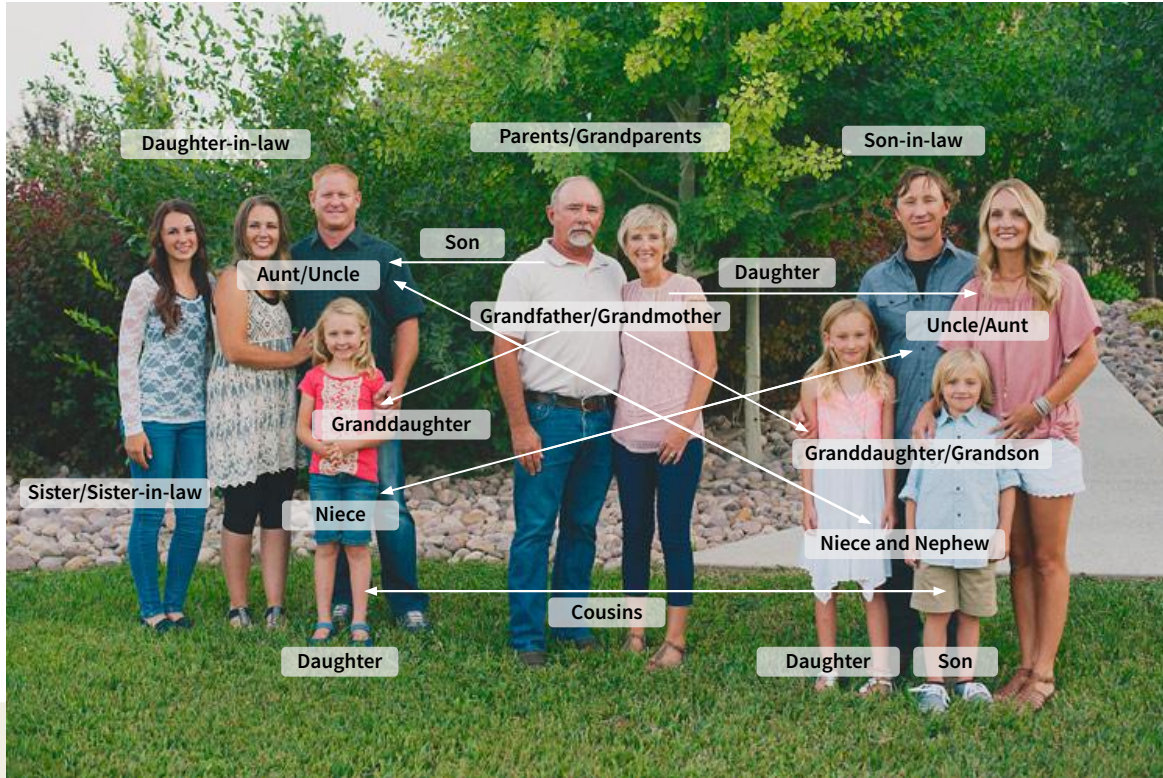


ACTIVITY 1b: Members of the Family

Name each person on your own, or take turns in your group saying who each person is.



ACTIVITY 2a: What to call various family members



Grandfather
Grandmother
Grandchildren
Fathers
Mothers
Husbands
Wives
Sons/Daughters
Cousins
Daughter-in-law
Son-in-law
Brother-in-law
Sister-in-law
Nieces
Nephew
Aunt
Uncle



ACTIVITY 2b: What to call various family members

Name each person on your own, or take turns in your group saying who each person is.



Grandfather
Grandmother
Grandchildren
Fathers
Mothers
Husbands
Wives
Sons/Daughters
Cousins
Mother-in-law
Father-in-law
Daughter-in-law
Son-in-law
Brother-in-law
Sister-in-law
Nieces
Nephew
Aunt
Uncle



ACTIVITY 3a: The Alphabet

Say each letter of the alphabet - how are they pronounced in your language? What is the difference?

A ____ a ____
B ____ b ____
C ____ c ____
D ____ d ____
E ____ e ____
F ____ f ____
G ____ g ____
H ____ h ____
I ____ i ____
J ____ j ____

K ____ k ____
L ____ l ____
M ____ m ____
N ____ n ____
O ____ o ____
P ____ p ____
Q ____ q ____
R ____ r ____
S ____ s ____
T ____ t ____

U ____ u ____
V ____ v ____
W ____ w ____
X ____ x ____
Y ____ y ____
Z ____ z ____



ACTIVITY 3b: The Alphabet

What letter comes after:

G _____ A _____ O _____ W _____ C _____ K _____

Q _____ E _____ Y _____ M _____ F _____ D _____

V _____ T _____ H _____ N _____ R _____ L _____



PART 2: STUDY A STORY (Luke 1:26-49)

In this part of the lesson, we will study a story about the mother of Jesus before Jesus was born. Listen for the following words in the story:

live in	hurry	send	to visit	also
good news	praise	call his name	going to have a baby	virgin

WATCH AND LISTEN TO THE STORY

Question: The angel Gabriel says, “Mary, you are going to have a baby.”
Is Mary happy or sad to hear these words?





How can this be? I am a virgin.

Review Questions

Circle the correct answer

1. Does Mary live in Nazareth? **Yes or No**
2. Does the angel say, “Mary, you are going to have a baby. Call His name John”? **Yes or No**
3. Does Mary hurry to tell her cousin RUTH? **Yes or No**
4. Is Elizabeth going to have a baby also? **Yes or No**
5. Does Mary praise GOD? **Yes or No**



READ THE STORY

1. Mary lives in Nazareth.
2. God sends the angel Gabriel to visit the virgin Mary.
3. Gabriel says to Mary, “Mary, you are going to have a baby. Call His name Jesus.”
4. Mary hurries to tell her good news to cousin Elizabeth.
5. Elizabeth lives in Judea.
6. Elizabeth is going to have a baby also.
7. Mary tells Elizabeth the good news.
8. Mary praises God.



REVIEW THE STORY

Exercise #1: Fill in the blank

Choose one of these words to fill in each blank in the passage below.

The first one has been done for you (the answer key is at the end of the lesson).

is	Mary	in	have
to	cousin	says	Jesus

Mary lives ¹**in** Nazareth. God sends the angel Gabriel ²_____visit the virgin Mary. Gabriel ³_____ to Mary, "Mary, you are going to ⁴_____a baby. Call His name ⁵_____." Mary hurries to tell her good news to her ⁶_____Elizabeth. Elizabeth lives in Judea. Elizabeth ⁷_____ going to have a baby also. ⁸_____ praises God.



PART 3: FINAL THOUGHTS ABOUT THE STORY

Discussion:

What does this look like for us today?

1) The names for Jesus have important meaning: “He will save His people from their sins” (Matthew 1:21) and “God with us” (Matthew 1:23).

Tell your partner (or small group) the story of your name:
Who chose your name? What does it mean?

2) Mary wants to share her “good news” with her cousin Elizabeth.

Do you remember having “good news” to share?

Tell your partner (or small group) about this good news.



The Bible, God's Word, tells us:

Please read these Bible verses in your heart language!**

1. God created us and knows everything about us.

O Lord, you have searched me and known me! You know when I sit down and when I rise up; you discern my thoughts from afar. You search out my path and my lying down and are acquainted with all my ways (Psalm 139:1-3).

For you formed my inward parts; you knitted me together in my mother's womb. (Psalm 139:13)
God knows how many hairs you have on your head (Matthew 10:30).

2. God made each of us and wants us to become His children - to be in the family of God.

He gave the right and the power to become children of God to those who received Him. He gave this to those who put their trust in His name. These children of God were not born of blood and of flesh and of man's desires, but they were born of God (John 1:12-13).



LESSON 1 ANSWER KEY:

LISTEN FOR THE DETAILS

1. Yes 2. No 3. No 4. Yes 5. Yes

REVIEW THE STORY

Exercise #1: Fill in the Blank

1. in 2. to 3. says 4. have 5. Jesus 6. cousin 7. is 8. Mary

We hope you will take some time to practice the vocabulary about family. When you meet an English-speaking friend, ask about their family and tell them about yours! Think about the Jesus story you learned in this lesson.

In Lesson 2, we will learn practical vocabulary about birthdays, months and numbers.

LESSON TWO

BIRTHDAYS, MONTHS, AND NUMBERS



In this lesson, we will study:

- Birthdays
- Months of the year
- Two different kinds of numbers: cardinal and ordinal
- Where, when, and how Jesus was born



PART 1: VOCABULARY/WORDS WE USE

Let's get started by talking about birthdays. Take turns sharing answers to these questions:

- Where were you born? I was born in _____.
- When were you born? Or, when is your birthday? My birthday is _____.
- When you were a child did you do anything special on your birthday? What did you do? _____.



ACTIVITY 1: Birthdays

Children in many countries celebrate their birthdays with a party.

Point out the following items you see in the birthday picture:

- Birthday cake
- Birthday candles
- Balloons
- Presents
- Birthday hats
- Friends



ACTIVITY 2: Months and Days

Write each month on separate small pieces of paper. Mix them up and practice putting them in the correct order, as you say the name of each month out loud. If you are in a group, work together to write each month on a piece of paper, then work together to put them in the correct order.

Write each day of the week on separate pieces of paper, mix them up and practice putting them in order as you say the days of the week out loud. If you are in a group, work together to write each day on a piece of paper, then work together to put them in the correct order.

Months:

January (Jan.)

February (Feb.)

March (Mar.)

April (Apr.)

May

June

July

August (Aug.)

September (Sept.)

October (Oct.)

November (Nov.)

December (Dec.)

Days of the Week:

Sunday (Sun.)

Monday (Mon.)

Tuesday (Tues.)

Wednesday (Wed.)

Thursday (Thurs.)

Friday (Fri.)

Saturday (Sat.)



ACTIVITY 3a: Numbers

Cardinal Numbers are used for clock time, prices, highway numbers, ages, telephone numbers, car license plates, house addresses, people in a group.

Ordinal Numbers are used for street names, prizes, grades in school, floors in a building, birthdays and anniversaries.

Do you have different words for numbers in your language?

Cardinal Numbers 1,2,3... Show quantity		Ordinal Numbers 1 st ,2 nd ,3 rd ... Show order	
1	one	1 st	first
2	two	2 nd	second
3	three	3 rd	third
4	four	4 th	fourth
5	five	5 th	fifth
6	six	6 th	sixth
7	seven	7 th	seventh
8	eight	8 th	eighth
9	nine	9 th	ninth
10	ten	10 th	tenth
11	eleven	11 th	eleventh
12	twelve	12 th	twelfth
13	thirteen	13 th	thirteenth
14	fourteen	14 th	fourteenth
15	fifteen	15 th	fifteenth
16	sixteen	16 th	sixteenth
17	seventeen	17 th	seventeen
18	eighteen	18 th	eighteenth
19	nineteen	19 th	nineteenth
20	twenty	20 th	twentieth



ACTIVITY 3b: Fill in the number

Fill in a cardinal number.

Example: Let's meet for lunch at 1:00 (one o' clock).

1. My mother is _____ years old.
2. My address is _____ Elm Street.
3. The lunch special costs _____ dollars.

Fill in a ordinal number.

Example: Friday we will celebrate our 16th (sixteenth) anniversary.

1. Our room at the hotel was on the _____ floor.
2. I teach _____ grade at the school.
3. My painting won _____ prize in the art contest!
4. Please come to celebrate my _____ birthday.



PART 2: STUDY A STORY (Luke 2:1-20)

In this part of the lesson, we will study a story about the birth of Jesus. Listen for the following words in the story:

Go	No bed	Must stay	Stable
-----------	---------------	------------------	---------------

WATCH AND LISTEN TO THE STORY

Questions: Where was Jesus born?
Who announces the birth of baby Jesus?





So Joseph went to the town of Bethlehem in Judea

REVIEW QUESTIONS

Circle the correct answers:

1. Do Mary and Joseph stay in a **hotel or stable**?
2. Is baby Jesus born in the **night or day**?
3. Are the shepherds watching **sheep or cows**?
4. Do the shepherds **hurry or walk slowly** to see baby Jesus?
5. Do the shepherds tell **no one or everyone** about baby Jesus?



READ THE STORY

1. Mary and Joseph go to Bethlehem for the counting of people.(census)
2. Many people go to Bethlehem for the census.
3. There is no bed for Mary and Joseph.
4. Mary and Joseph must stay in a stable with the animals.
5. Baby Jesus is born in the stable.
6. This night shepherds are in the field near Bethlehem.
7. The shepherds are watching their sheep.
8. Suddenly the sky is very bright.
9. God sends an angel to tell the shepherds about the birth of Jesus.
10. The angel says, “A Savior is born this day in Bethlehem. He is Christ the Lord.”
11. The shepherds hurry to find baby Jesus in a manger.
12. The shepherds tell everyone about the good news of Jesus’ birth.



REVIEW THE STORY

Exercise #1 Fill in the blank

Choose one of these words to fill in each blank in the passage below.

The first one has been done for you (the answer key is at the end of the lesson).

Jesus	and	Mary	find	He	A	the
in	of	good	is	near	the	

Mary ¹**and** Joseph go to Bethlehem for the counting (census) ²_____ people. Many people go to Bethlehem for ³_____ census.. There is no bed for ⁴_____ and Joseph. Mary and Joseph must stay ⁵_____ a stable with the animals. Baby ⁶_____ is born in the stable. This night shepherds are in the field ⁷_____ Bethlehem. They are watching their sheep. Suddenly the sky ⁸_____ very bright. God sends an angel to tell ⁹_____ shepherds about the birth of Jesus. The angel says, “¹⁰_____ Saviour is born this day in Bethlehem. ¹¹_____ is Christ the Lord.” The shepherds hurry to ¹²_____ baby Jesus in a manger. They tell everyone about the ¹³_____ news of Jesus’ birth.



PART 3: FINAL THOUGHTS ABOUT THE STORY

Discussion:

What does this look like for us today?

- 1) On the night Jesus is born, the sky is beautiful and bright. The angels sing to tell of the birth of baby Jesus. The singing angels are unusual. Is there something unusual about your birth?
- 2) In the United States, people blow out candles on a birthday cake and “make a wish.” What would you wish if it were your birthday?



The Bible, God's Word, tells us:

Please read these Bible verses in your heart language!**

1. From the first day, God planned for day and night, for a rainy season and a dry season, for animals and people to populate the earth.

In the beginning God created the heavens and the earth ... Then God looked over all he had made, and he saw that it was very good (Genesis 1:1, 31)!

2. In God's plan, God sends Jesus to show the love of God.

But here is how God has shown his love for us. While we were still sinners, Christ died for us (Romans 5:8).

3. The time and place of Jesus' birth are a part of God's plan.

Many years before the birth of Jesus, men of God told people about this birth.

The Lord himself will give you a sign. The virgin is going to have a baby. She will give birth to a son. And he will be called Immanuel which means 'God is with us' (Isaiah 7:14, Matthew 1:23).

4. From the beginning, God has had a wonderful plan for YOU.

"I know the plans I have for you," announces the Lord. "I want you to enjoy success. I do not plan to harm you. I will give you hope for the years to come" (Jeremiah 29:11).



LESSON 2 ANSWER KEY:

LISTEN FOR THE DETAILS

1. stable 2. night 3. sheep 4. hurry 5. everyone

REVIEW THE STORY

Exercise #1: Fill in the blank

1. and 2. Of 3. the 4. Mary 5. in 6. Jesus 7. near
8. is 9. the 10. A 11. He 12. find 13. good

We hope you will watch for opportunities to practice the vocabulary about birthdays, days of the week, months of the year and ordinal and cardinal numbers with your friends or family this week. Here's a question to think about: Do you think God has a good plan for your life?

In our next lesson, we will learn words that will help us talk about travel and telling time.

LESSON THREE

TRAVEL AND TIME



In this lesson, we will study:

- **Transportation**
- **Telling time**
- **Requesting help**
- **Jesus at age 12**



Part 1: Types of Travel

Let's practice vocabulary related to travel.

Write the words in your own language, then, draw a line from each word to the picture of that way to travel.

car	bicycle	horse	bus	airplane
camel	taxi	helicopter	train	donkey



Activity 1: VOCABULARY/WORDS WE USE

Today we will be talking about different ways of traveling from one place to another. Take turns naming the different ways you have traveled and not traveled.

- I have traveled by _____.
- My favorite way to travel is _____.
- I have never traveled by _____.
- I would like to travel by _____.



ACTIVITY 2: Words for Clock Time

To travel by plane, train, or bus in English-speaking countries, you must understand English words for clock time. In this lesson you will practice asking and answering questions about clock time in English.

There are two types of clocks: analog and digital. AM represents the hours from midnight until noon, and PM are the hours from noon until midnight.

Analog Clock: Vocabulary about analog (old style)



clocks and watches:

Minute hand

Hour hand

Second hand (not all clocks have second hands)

Minutes before or after the hour

(Example: 10 minutes before two o'clock or 1:50)

Digital Clock:








Digital clocks and watches come in standard time (12 hour) or military time (24 hour). Sometimes clocks have alarms to help you wake up in the morning. Buttons on a clock will help you set the time and the alarm.



ACTIVITY 3: Time

1. Draw a line from each Analog clock to the correct Digital clock,
2. Fill in a time for each of these sentences:
 - a. I eat lunch from _____ p.m. - _____ p.m. every day.
 - b. I woke up very early this morning. It was only _____ a.m.
 - c. My classes start at _____ a.m. in the morning. I like to get there by 8:30 a.m. so that I am ready to start on time!

Telling Time Draw a line to connect the matching times.

	•	•	<input type="text" value="12 : 25"/>
	•	•	<input type="text" value="11 : 20"/>
	•	•	<input type="text" value="10 : 15"/>
	•	•	<input type="text" value="9 : 10"/>
	•	•	<input type="text" value="8 : 55"/>



PART 2: STUDY A STORY (Luke 2:41-51)

In this part of the lesson, we will study a story of Jesus in the temple at 12 years of age. Listen for the following vocabulary in the story. Write the words in your own language.

travel _____	temple _____	cannot find _____	strong _____	passover _____
obey _____	hurry _____	back _____	To please _____	begin _____
grow _____	everywhere _____	bedtime _____		





We thought He had left with us.
Please, forgive His eagerness.

REVIEW QUESTIONS

Circle the correct answers

- 1. Who travels in this story?**
 - a. Cousin Elizabeth
 - b. Jesus and His mother Mary
 - c. Joseph, Mary, and Jesus
- 2. Where are they traveling?**
 - a. To Bethlehem
 - b. To Jerusalem
 - c. To Nazareth
- 3. Why are they traveling there?**
 - a. For the Passover celebration
 - b. To visit cousin Elizabeth
 - c. For a birthday party
- 4. When do Mary and Joseph know that Jesus is not with the other children?**
 - a. When they were leaving Jerusalem
 - b. When they got home to Nazareth
 - c. At bedtime
- 5. How long do Mary and Joseph look for Jesus?**
 - a. For 40 days and 40 nights
 - b. For 24 hours
 - c. For three days
- 6. How do Mary and Joseph feel?**
 - a. Excited
 - b. Worried
 - c. Happy
- 7. What is Jesus doing in Jerusalem?**
 - a. Riding a bicycle
 - b. Playing with cousins
 - c. Talking with teachers in the temple
- 8. What does Jesus do at home in Nazareth?**
 - a. Obeys his parents
 - b. Grows wise and strong
 - c. Pleases God and all the peopleCC



READ THE STORY

1. Twelve-year-old Jesus goes with His parents to Jerusalem for Passover.
2. After Passover, the family begins the trip home to Nazareth and they cannot find Jesus.
3. At bedtime they cannot find Jesus.
4. Mary and Joseph hurry back to Jerusalem.
5. They are worried.
6. Mary and Joseph look everywhere for three days.
7. Finally, they find Jesus in the temple.
8. Jesus is talking with the teachers and asking questions.
9. Jesus goes home to Nazareth with His parents.
10. He obeys His parents every day.
11. Jesus pleases God and all the people.



REVIEW THE STORY

Exercise #1: Fill in the blank

Choose one of these words to fill in each blank in the passage below.

The first one has been done for you (the answer key is at the end of the lesson).

God	Jesus	day	after	with
to	and	Mary	temple	days

Twelve-year-old ¹ **Jesus** goes with His parents to Jerusalem for Passover. ² _____ Passover, the family begins the trip home ³ _____ Nazareth. At bedtime they cannot find Jesus. ⁴ _____ and Joseph look everywhere for three ⁵ _____. Finally, they find Jesus in the ⁶ _____. Jesus is talking with the teachers ⁷ _____ asking questions. Jesus goes home to Nazareth ⁸ _____ His parents. He obeys His parents every ⁹ _____. Jesus grows wise and strong. He pleases ¹⁰ _____ and all the people.



PART 3: FINAL THOUGHTS ABOUT THE STORY

Discussion:

What does this look like for us today?

- 1) Jesus is excited about traveling to Jerusalem with His parents. Have you ever traveled? Where/When/How have you traveled?
- 2) When you were a child, were you ever lost from your parents? If so, how did you feel? How did your parents feel?
- 3) From Jesus we learn to do these things (Luke 2:52):
 - Be a learner (grow “strong in mind”).
 - Be healthy (grow “strong in body”).
 - Please God (grow “in favor with God”).
 - Be a friend to everyone (grow “in favor with men”).



The Bible, God's Word, tells us:

Please read these Bible verses in your heart language!**

1. In many ways, the family of Jesus saw that Jesus was very special. They saw:

- The visit of the angel Gabriel with Mary, telling her about the baby Jesus (Luke 1:26–28).
- The singing angels in the sky, telling the shepherds about baby Jesus (Luke 2:13–14).
- The visit of the shepherds to worship the baby Jesus (Luke 2:15–16).
- The visit of Jesus with the teachers in the temple (Luke 2:41–46).

2. The life of Jesus is a good example for growing mentally, physically, spiritually, and socially. Jesus also teaches how to treat other people. Jesus said:

I have set the example, and you should do for each other exactly what I have done for you (John 13:15).
Do to others as you want them to do to you (Luke 6:31).

Jesus replied, “Love the Lord your God with all your heart and with all your soul. Love him with all your mind.” And the second is like it. “Love your neighbor as you love yourself” (Matthew 22:37, 39).



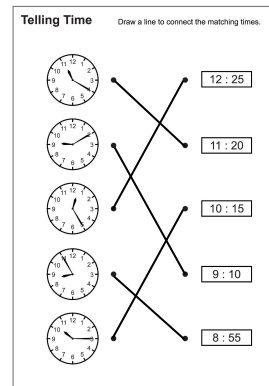
LESSON 3 ANSWER KEY:

LISTEN FOR THE DETAILS

Multiple choice

1. c 2. b 3. a 4. c 5. c 6. b 7. c 8. a, b, and c

ACTIVITY: CLOCK TIMES



REVIEW THE STORY

Exercise #1: Fill in the blanks 1. Jesus 2. after 3. to 4. Mary 5. days 6. temple 7. and 8. with 9. day 10. God

Here are questions to think about this week: What do you think it means to love your neighbor? Who is your neighbor?

See you next time for Lesson 4! We will learn vocabulary related to some parts of the body and how to understand body language.

LESSON FOUR

PARTS OF THE BODY AND BODY LANGUAGE



In this lesson, we will study:

- **Vocabulary related to the human body**
- **An explanation of body language**
- **The temptation of Jesus by the devil**



PART 1: VOCABULARY/WORDS WE USE

The teacher will lead a fun game by giving and showing the following commands related to parts of the body. Students will copy the actions. Expect some mistakes and lots of laughter.

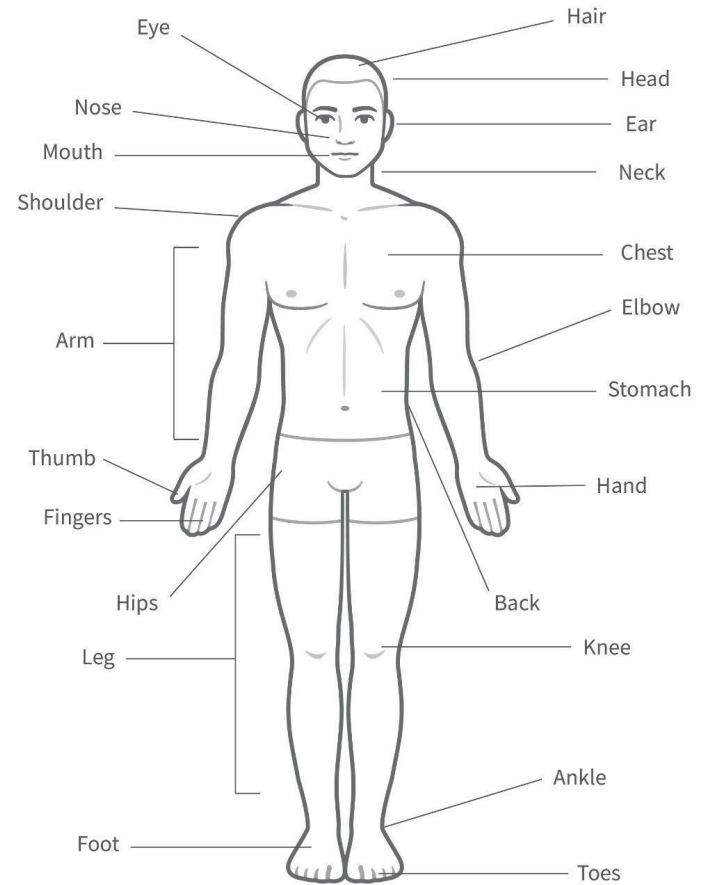
- Pat your head
- Stomp your feet
- Wiggle your fingers
- Touch your knees
- Wave your hand
- Shrug your shoulders



ACTIVITY 1a: Parts of the Body

Study the names of body parts. Try to remember them, because the next part of the activity will be to fill them in on your own. Write the words in your own language in the following chart:

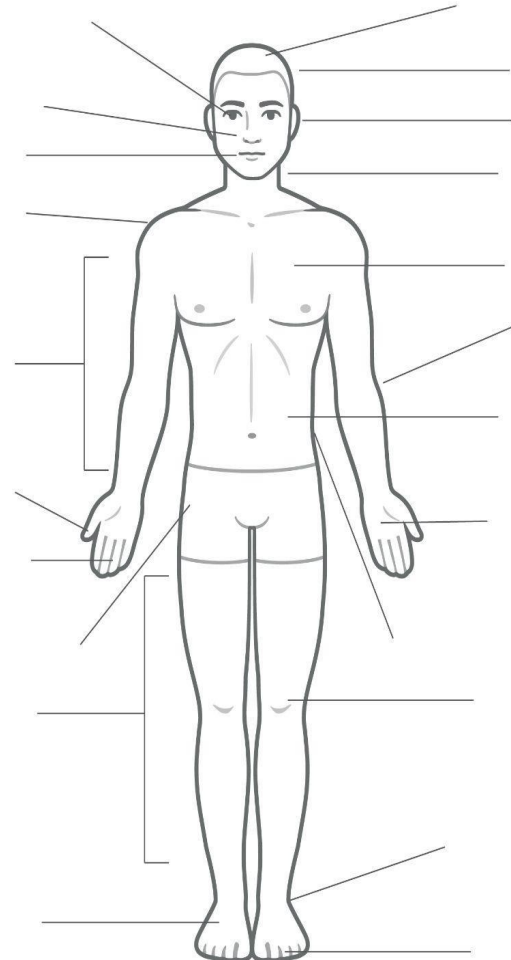
head	thumb	leg	elbow	toes
nose	fingers	foot	stomach	knee
mouth	hips	hair	hand	
shoulder	neck	eyes	back	
arm	chest	ear	ankle	



ACTIVITY 1b: Parts of the Body

Now, fill in the names of the body parts without looking at the first page, if you can!

leg	mouth	thumb
toes	head	fingers
arm, elbow	ankle	hips
back	wrist	eye
stomach	knee	neck
hair	hand	nose
chest	shoulder	foot



ACTIVITY 2: Body Language (Nonverbal Communication)

We can say many things without using words. This is called body language or nonverbal communication.

In pairs or groups discuss: What do you think the following actions mean?

- Shaking or nodding the head
- Waving a hand
- Beckoning with a hand
- Shrugging the shoulders
- Quickly tapping a foot
- Waving an index finger back and forth.

What are some ways you use body language or nonverbal communication in your home culture?



PART 2: STUDY A STORY (Luke 3:21-23; 4:1-13)

In this part of the lesson, we will study a story about the temptation of Jesus. Listen for the following words in the story:

baptize	the devil/Satan	lead	disguised as a snake
desert	to test	eat nothing	to tempt

WATCH AND LISTEN TO THE STORY

Question: Where does John baptize Jesus?





REVIEW QUESTIONS

Match what the devil says with Jesus' reply:

The Devil says:	Jesus says:
1. If You are God's Son, jump off the temple and God will protect you.	A. No one can live only on food.
2. If You are God's Son, tell this stone to change to bread.	B. You must worship only God.
3. Look at all the countries in the world. Worship me and I will give you all of them.	C. Don't try to test the Lord your God.



READ THE STORY

1. John the Baptist baptizes Jesus in the Jordan River.
2. God speaks from heaven and says, “This is my dear Son, and I am pleased with Him.”
3. God’s Spirit leads Jesus from the river to the desert.
4. Jesus eats nothing for 40 days.
5. The devil—disguised as a snake—comes to test Jesus.
6. The devil commands, “If You are God’s Son, tell this stone to turn into bread.”
7. Jesus says, “No one can live by bread alone.”
8. The devil tempts Jesus again and says, “Look at all the countries in the world. Worship me and I will give You all of them.”
9. Jesus says, “You must worship God only.”
10. The devil tempts Jesus a third time. He takes Jesus to the top of the temple. The devil says, “Throw Yourself down. Angels will hold You up. You will not be hurt.”
11. Jesus says, “You must not test the Lord your God.”
12. Three times the devil tempts Jesus, and three times Jesus says, “No.”



REVIEW THE STORY

Exercise #1: Fill in the blank

Choose one of these words to fill in each blank in the passage below.

The first one has been done for you (the answer key is at the end of the lesson).

will	Jesus	up	times	to	all	if
am	top	a	from	for	must	not
throw	the	in	three	can	snake	worship

John the Baptist baptizes Jesus ¹ **in** the Jordan River. God speaks ² _____ heaven and says, “This is my dear Son, and I ³ _____ pleased with Him.” God’s Spirit leads Jesus from ⁴ _____ river to the desert. Jesus eats nothing ⁵ _____ 40 days. The devil, disguised as a ⁶ _____ comes to test Jesus. The devil commands, ⁷ _____ “You are God’s Son, tell this stone ⁸ _____ turn into bread.” Jesus says, “No one ⁹ _____ live by bread alone.” The devil tempts ¹⁰ _____ again and says, “Look at ¹¹ _____ the countries in the world. Worship me and I ¹² _____ give You all of them. “ Jesus says “You ¹³ _____ worship God only.” The devil tempts Jesus ¹⁴ _____ third time. He takes Jesus to the ¹⁵ _____ of the temple. The devil says, “¹⁶ _____ Yourself down. Angels will hold you ¹⁷ _____. You will not be hurt.” Jesus says, “ You must ¹⁸ _____ test the Lord your God. ¹⁹ _____ times the devil tempts Jesus and Jesus says no three ²⁰ _____.”



PART 3: FINAL THOUGHTS ABOUT THE STORY

Discussion:

What does this look like for us today?

In the beginning of this lesson, John the Baptist is telling people how to live for God. He says what is TRUE and GOOD. On the other hand, the devil tries to make us believe that true things are false. The devil also wants us to believe that false things are true. For example: It is TRUE that God loves everyone. God loves us “with a love that lasts forever” (Jeremiah 31:3). His love never stops. The devil whispers in our ears and tells lies or “twists” this truth. The devil says words that are FALSE: “You are a bad person. God cannot love you or save you.”

2) If we follow the example of Jesus, we will be wise when the devil tells us lies and wants us to make bad choices.



The Bible, God's Word, tells us:

Please read these Bible verses in your heart language!**

1. John the Baptist prepares the way for the Lord. He tells the people about the coming Messiah. When God has a job for us to do, He will “prepare the way” for us also.

“In all your ways obey him. Then he will make your paths smooth and straight” (Proverbs 3:6).

2. Jesus understands when we are tempted by the devil (also called “Satan”). The devil is a very real presence in this world. We must not be tricked by Satan when he wears a disguise and tells us lies.

Jesus understands every weakness of ours, because He was tempted in every way that we are. But He did not sin (Hebrews 4:15).

He himself suffered when he was tempted. Now he is able to help others who are being tempted (Hebrews 2:18).

Be watchful and control yourselves. Your enemy the devil is like a roaring lion. He prowls around looking for someone to swallow up (1 Peter 5:8).

The devil has nothing to do with the truth. There is no truth in him. He is a liar and the father of lies (John 8:44).

God can be trusted not to let you be tempted too much, and He will show you how to escape from your temptations (1 Corinthians 10:13).

Stand against the devil and he will run away from you. Come close to God and He will come close to you (James 4:7-8).



LESSON 4 ANSWER KEY:

Review Questions

Matching: 1. C 2. A 3. B

Fill in the blank

1. In 2. from 3. am 4. the 5. for 6. snake 7. if 8. to 9. can 10. Jesus 11. all 12. will
13. must 14. a 15. top 16. Throw 17. up 18. Not 19. Three 20. times

Here's a question to think about this week: What do you think about the devil or Satan? Have you thought about this before?

This week watch for ways you can use body language to understand and communicate. See you next time for Lesson 5. We will learn the names of various jobs, words to help us express gratitude or thanks.

LESSON FIVE

JOBS & EXPRESSING GRATITUDE



In this lesson, we will study:

- **Vocabulary related to jobs or occupations**
- **Expressions of gratitude**
- **Stories of Jesus choosing His 12 helpers**




ACTIVITY 1: Types of Jobs

Let's practice vocabulary related to jobs.

Use these words to name the occupation each picture represents.

student	teacher	musician	chef or cook	bus driver
seamstress or tailor	artist	fisherman	farmer	doctor



PART 1: VOCABULARY/WORDS WE USE

What is your job (occupation)? What do you do (for a living)?

I am a _____. I work as a _____.



ACTIVITY 2: Useful Phrases

What do you say when?

(Select a phrase from the column on the right.)

1. Someone cooked you a meal.
2. Someone helped you carry a heavy load.
3. Someone admired your new haircut.
4. Someone saved you from drowning.
5. Someone gave you a ride home.

Useful Phrases for Expressing Gratitude:

Thank you.

Thank you so much (or very much).

I appreciate (your help, the delicious dinner, the book you gave me, etc.).

You are so kind (to give me a ride, to call me, etc.).

Thank you for your kind words.

That's very kind of you.

You are my hero!



PART 2: STUDY A STORY (Luke 5:1-11 and 27-28)

In this part of the lesson, we will study a story about Jesus choosing His helpers. Listen for the following words in the story:

see	from the boat	soon	washing	push	filled
to follow	to catch	tax booth	prays all night	closest	

WATCH AND LISTEN TO THE STORY

Question: What are the occupations in this story?





REVIEW QUESTIONS

Circle the correct answers below.

1. Where does Jesus see Simon Peter? (**By the lake / By the temple**)
2. Does Simon Peter obey Jesus? (**Yes / No**)
3. Where does Jesus find Matthew? (**Fishing / Collecting taxes**)
4. Does Matthew obey Jesus? (**Yes / No**)



READ THE STORY

1. Jesus sees Simon Peter washing his fishing net.
2. Jesus gets into Simon Peter's boat.
3. Jesus sits down and teaches the people from the boat.
4. Jesus tells Simon Peter, "Push the boat to deep water."
5. "Let down your nets to catch some fish."
6. Simon Peter obeys Jesus.
7. Soon the nets are filled with fish.
8. Jesus says to Simon Peter, "From now on, people will be more important to you than fish."
9. Simon Peter leaves everything to follow Jesus.
10. Matthew is a tax collector.
11. Jesus sees Matthew sitting in his tax booth.
12. Jesus tells Matthew, "Follow Me."
13. Matthew leaves everything to follow Jesus.
14. Jesus prays all night.
15. The next morning He greets His 12 helpers.
16. These men will be the closest followers of Jesus.
17. They will help Jesus tell the good news about the love of God.



REVIEW THE STORY

Exercise #1: Fill in the blank

Choose one of these words to fill in each blank in the passage below.

The first one has been done for you (the answer key is at the end of the lesson).

teaches	of	are	tells	than	water	is	prays	sitting
to	the	helpers	fish	Peter	be	into	to	Matthew

Jesus sees Simon ¹ **Peter** washing his fishing net. Jesus gets ² _____ Simon Peter's boat. Jesus sits down and ³ _____ the people from the boat. Jesus ⁴ _____ Simon Peter, "Push the boat to deep ⁵ _____ Let down your nets to catch some ⁶ _____ " Simon Peter obeys Jesus. Soon the nets ⁷ _____ filled with fish. Jesus says ⁸ _____ Simon Peter, "From now on, people will ⁹ _____ more important to you ¹⁰ _____ fish." Simon Peter leaves everything to follow Jesus. Matthew ¹¹ _____ a tax collector. Jesus sees Matthew ¹² _____ in his tax booth. Jesus tells ¹³ _____, "Follow Me." Matthew leaves everything ¹⁴ _____ follow Jesus. Jesus ¹⁵ _____ all night. The next morning He greets His ¹⁶ _____. These men will be the closest followers ¹⁷ _____ Jesus. They will help Jesus tell ¹⁸ _____ good news about the love of God.



PART 3: FINAL THOUGHTS ABOUT THE STORY

Discussion:

What does this look like for us today?

- 1) Four of the followers of Jesus are fishermen. They go fishing to earn money. But some people go fishing for fun. Work that people do for fun is called a "hobby." What are other jobs that some people enjoy as a hobby?
- 2) In your country, what jobs earn the most money? In your opinion, what jobs should earn the most money?
- 3) In your opinion, which is better: to have a job to enjoy, or a job to earn a lot of money?



The Bible, God's Word, tells us:

Please read these Bible verses in your heart language!**

1. God always wants the BEST for us.

“My purpose is to give them a rich and satisfying life” (John 10:10).

“No eye has seen, no ear has heard, and no mind has imagined what God has prepared for those who love Him” (1 Corinthians 2:9).

2. Whatever job we have, God wants us to do our best.

“Whatever you do, do well” (Ecclesiastes 9:10).

3. We have the best when we say "yes" to God.

“And we know that God causes everything to work together for the good of those who love God and are called according to His purpose for them” (Romans 8:28).



LESSON 5 ANSWER KEY:

LISTEN FOR THE DETAILS

Fill in the blank

1. By the lake 2. Yes 3. Collecting taxes 4. Yes

REVIEW THE STORY

Exercise #1: Fill in the blank

1. Peter 2. into 3. teaches 4. tells 5. water 6. fish 7. are 8. to 9. be 10. than
11. is 12. sitting 13. Matthew 14. to 15. prays 16. helpers 17. of 18. the

This week take some time to express your gratitude for the blessings in your life.

In Lesson 6, we will study names of foods and how to express likes and dislikes.

LESSON SIX

FOODS WE LIKE AND DISLIKE



In this lesson, we will study:

- **Words for a variety of foods**
- **How to say what foods we like or do not like (dislike)**
- **The story about Jesus restoring honor to a sinful woman**



ACTIVITY 1: Names of Foods

Write the word for each food in your own language. Then write the English word under each food pictured

pear	apple	beef	strawberries	pineapple
eggs	banana	plantain	tomato	onion
fish	mango	orange	lemon	chicken
grapes	corn	lime	beans	milk



PART 1: VOCABULARY/WORDS WE USE

Are you feeling hungry right now? What are your favorite foods? Take turns saying the English words for various foods that you like. Perhaps we will all feel hungry after talking about all of these foods.

My favorite food is_____. I also like_____.



ACTIVITY 2: Like or Dislike

Another word for “do not like” is dislike.

Take turns talking about the foods listed above:

Question: Do you like_____?

Answer: Yes, I like _____. No, I dislike_____.

If you are served a food you dislike in your own country, what do you do?

Is it polite to refuse a food?

Eating meals with your family may be different from eating meals with visitors.

If you have been invited to someone’s home in another country for a meal, tell what that was like for you.



ACTIVITY 3: Eating meals with others

(It is helpful to put pictures of food, labeled with their names on paper plates for this exercise)

Asking for Food

(1st guest) Would you please pass the _____?

(2nd guest) Yes, I'll be happy to.

(1st guest) Thank you.

Offering Food

(host) Would you like more _____?

(guest) Yes, please, (or) no, thank you.

Saying Goodbye

(guest to host) The food was delicious. Thank you for inviting me. I had a good/great/nice time.

(host to guest) Thank you for coming. I enjoyed having you in our home.



PART 2: STUDY A STORY (Luke 7:36-49)

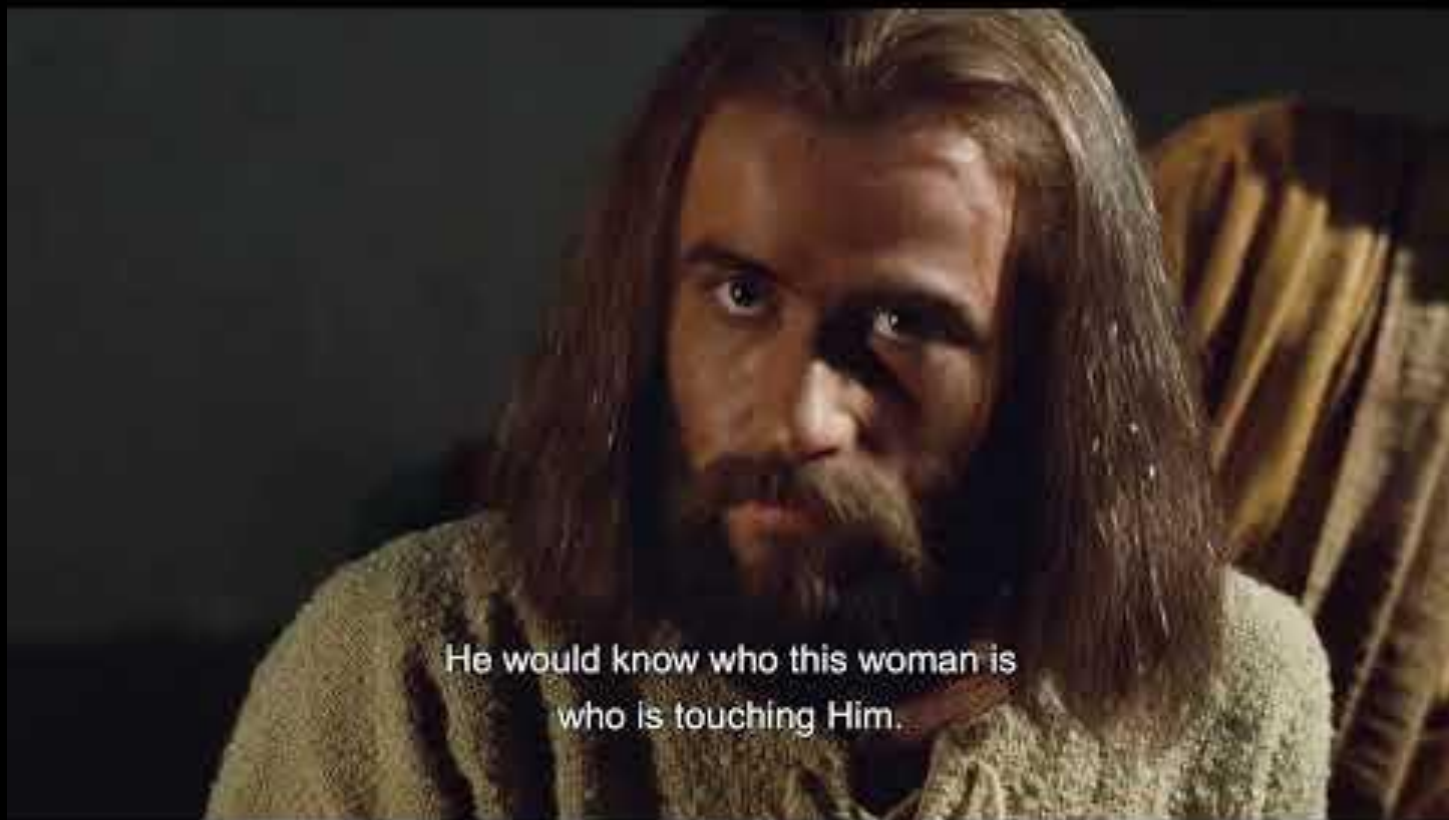
In this part of the lesson we will study a story about a woman washing Jesus feet..

sinful	put on	forgive	tears
expensive	faith	dry	perfume

WATCH AND LISTEN TO THE STORY

Question: What unusual or surprising thing does the uninvited guest do?





He would know who this woman is
who is touching Him.

REVIEW QUESTIONS

Write true or false for each sentence.

1. _____ Jesus eats dinner with a fisherman.
2. _____ A sinful woman comes to cook the food.
3. _____ The woman washes the feet of Jesus with her tears.
4. _____ She dries the feet of Jesus with a towel.
5. _____ She puts cheap perfume on the feet of Jesus.
6. _____ The sinful woman loves Jesus because her sins are forgiven.
7. _____ Jesus tells her, “Go in peace.”



READ THE STORY

1. A religious leader invites Jesus to his house for dinner.
2. The religious leader and Jesus eat dinner together.
3. A sinful woman comes to the religious leader's house to see Jesus.
4. The woman washes the feet of Jesus with her tears.
5. She dries the feet of Jesus with her hair.
6. She kisses His feet and puts expensive perfume on them.
7. The religious leader does not approve.
8. Jesus says to the religious leader, "Her great love shows her many sins are forgiven."
9. Jesus says to the woman, "Your sins are forgiven. Your faith has saved you. Go in peace."



REVIEW THE STORY

Exercise #1: Fill in the blank

Choose one of these words to fill in each blank in the passage below.

The first one has been done for you (the answer key is at the end of the lesson).

the	and	with	Jesus	love
comes	her	puts	not	are

A religious leader invites ¹ **Jesus** to his house for dinner. The religious leader ² _____ Jesus eat dinner together. A sinful woman ³ _____ to the religious leader's house to see Jesus. ⁴ _____ woman washes the feet of Jesus with ⁵ _____ tears. She dries the feet of Jesus ⁶ _____ her hair. She kisses His feet and ⁷ _____ expensive perfume on them. The religious leader does ⁸ _____ approve. Jesus says to the religious leader, "Her great ⁹ _____ shows that her many sins ¹⁰ _____ forgiven." Jesus says to the woman, "Your faith has saved you. Go in peace."



PART 3: FINAL THOUGHTS ABOUT THE STORY

Discussion:

What does this look like for us today?

- 1) Most cultures have different social classes or types of people. In your home country do you have different classes of people? How would you describe them?
- 2) Have you ever felt less important than others? Where were you and what happened to make you feel this way?



The Bible, God's Word, tells us:

Please read these Bible verses in your heart language!**

1. Jesus teaches us to love everyone. This is the opposite of the teaching of the religious law-keepers who say, "Do not love sinners." Many times the Bible says:

"Love your neighbor as yourself" (Leviticus 19: 18, Matthew 19: 19 and Matthew 22:39, Mark 12:31, Romans 13:9, Galatians 5: 14 and James 2:8).

2. We are all equal or "the same" in God's eyes.

"People judge by outward appearance, but the Lord looks at the heart" (1 Samuel 16:7).

"For you are all children of God through faith in Christ Jesus ... There is no longer Jew or Gentile, slave or free, male and female. For you are all one in Christ Jesus" (Galatians 3:26 and 28).

(continued)

**You can access the Bible in most languages online. Try the YouVersion Bible App on your device.
With over 1800 languages, YouVersion most likely includes your language.



The Bible, God's Word, tells us:

Please read these Bible verses in your heart language!**

3. We are all important to God.

"God created human beings in His own image" (Genesis 1 :27).

4. Because of Jesus, we are never beyond the reach of God's love and forgiveness.

"And I am convinced that nothing can ever separate us from God's love. Neither death nor life, neither angels nor demons, neither our fears for today nor our worries about tomorrow—not even the powers of hell can separate us from God's love. No power in the sky above or in the earth below—indeed, nothing in all creation will ever be able to separate us from the love of God that is revealed in Christ Jesus our Lord" (Romans 8:38-39).



LESSON 6 ANSWER KEY:

LISTEN FOR THE DETAILS

Exercise #1: True or false

1. False 2. False 3. True 4. False 5. False 6. True 7. True

REVIEW THE STORY

Exercise #1: Fill in the blank


1. Jesus 2. and 3. comes 4. the 5. with 6. her
7. with 8. puts 9. not 10. love 11. are

Here's a question to think about this week: When you think about offering forgiveness, whose name comes to mind?

In Lesson 7 we will study weather, seasons and months of the year.

LESSON SEVEN

WEATHER, SEASONS, AND MONTHS OF THE YEAR



In this lesson, we will study:

- **Words about the weather**
- **Months and seasons of the year**
- **The story about Jesus calming a powerful storm**



VOCABULARY/WORDS WE USE: Kinds of Weather

Write the words in your own language. Use the English words to fill in the blanks

foggy	rainy	windy
snowy	hot/cold	warm/cool
sunny	cloudy	stormy

How is (how's) the weather?

It is (it's) _____ today. It is (it's) not _____ today.

The weather report said it is going to be _____.

I like _____ weather.

I don't like _____ weather.



Calendar, Months, Seasons

Read aloud the seasons and say which months are in each season. Write the words in your own language.

Example: March is in Spring.

SPRING	SUMMER	FALL	WINTER
March	June	September	December
April	July	October	January
May	August	November	February



PART 1: VOCABULARY/WORDS WE USE

Take turns discussing the following:

My favorite season is _____ because the weather is often _____.


Where I come from the weather is _____ this time of year.



ACTIVITY 1b: Describing different kinds of weather

Describe the weather in these pictures.

What season do you think the pictures show? Use the vocabulary on the previous pages.





PART 2: STUDY A STORY (Luke 8:22-25)

In this part of the lesson, we will study a story about Jesus calming a powerful storm. Listen for the following words in the story:

across the lake	going to drown	high waves
calm	begin to sink	

WATCH AND LISTEN TO THE STORY

Question: Why are the disciples afraid?





Save us, Master!

REVIEW QUESTIONS

Answer the questions below.

1. Who wants to cross the lake?
2. Who goes with Jesus?
3. Who goes to sleep?
4. Who stays awake?
5. What do the disciples do?
6. What happens to the waves and the wind?



READ THE STORY

1. Jesus and His disciples get into a boat.
2. Jesus says, "Let's go across the lake."
3. Jesus and the disciples begin to sail to the other side.
4. Jesus goes to sleep in the boat.
5. Suddenly it is stormy.
6. The strong wind and the high waves frighten the disciples.
7. The boat begins to sink.
8. The disciples hurry to wake up Jesus.
9. The disciples cry out to Jesus, "Teacher! Teacher! We are going to drown!"
10. Jesus gets up and tells the wind and waves to stop.
11. The wind stops blowing.
12. There are no more waves.
13. The water is calm.
14. Jesus says to the disciples, "Where is your faith?"



REVIEW THE STORY

Exercise #1: Fill in the blank

Choose one of these words to fill in each blank in the passage below.

The first one has been done for you (the answer key is at the end of the lesson).

sink	stop	is	the	Jesus
says	and	cry	more	to

Jesus and His disciples get into a boat. Jesus ¹ **says**, “Let’s go across the lake.” They begin to sail ² _____ the other side. Jesus goes to sleep in ³ _____ boat. The strong wind ⁴ _____ the high waves frighten the disciples. The boat begins to ⁵ _____. The disciples hurry to wake up Jesus. They ⁶ _____ out to Jesus, “Teacher! Teacher! We’re going to drown!” ⁷ _____ gets up and tells the wind and the waves to ⁸ _____. The wind stops blowing. There are no ⁹ _____ waves. The water is calm. Jesus says to His disciples. “Where ¹⁰ _____ your faith?”



PART 3: FINAL THOUGHTS ABOUT THE STORY

Discussion:

What does this look like for us today?

- 1) The disciples were afraid during the storm. Have you ever been afraid in a storm?
- 2) Where was this storm?
- 3) What did you do?
- 4) How did you feel? Use the word in the next slide to help!



IT'S OKAY TO FEEL...



NERVOUS



HAPPY



SAD



SHY



BORED



FRUSTRATED



TIRED



CRAZY



PROUD



EMBARRASSED



ANGRY



JEALOUS



LOVED



WORRIED



DISAPPOINTED



EXCITED

WRITE THESE WORDS IN YOUR OWN LANGUAGE

NERVOUS	HAPPY	SAD	SHY
BORED	FRUSTRATED	TIRED	CRAZY
PROUD	EMBARRASSED	ANGRY	JEALOUS
LOVED	WORRIED	DISAPPOINTED	EXCITED



The Bible, God's Word, tells us:

Please read these Bible verses in your heart language!**

1. God promises to be with us in the storms (difficulties/hard times) of life.

He says, “Do not be afraid. I will set you free. I will send for you by name. You belong to me. You will pass through deep waters but I will be with you. You will pass through the rivers, but their waters will not sweep over you. You will walk through fire but you will not be burned. The flames will not harm you” (Isaiah 43: 1-2).

“The eternal God is your refuge, and his everlasting arms are under you” (Deuteronomy 33:27).

King David prayed to God: “Even when I walk through the darkest valley, I will not be afraid, for you are close beside me. Your rod and your staff protect and comfort me” (Psalm 23:4).

“Indeed, he who watches over Israel never slumbers or sleeps ... The Lord keeps watch over you as you come and go, both now and forever” (Psalm 121:4 and 8).

“I am with you always, even to the end of the age” (Matthew 28:20).

(continued)



The Bible, God's Word, tells us:

Please read these Bible verses in your heart language!**

2. We give our worry, our problems—our "storm"—to God. And He gives us His calm and His peace.

“I leave my peace with you. I give my peace to you. I do not give it to you as the world does. Do not let your hearts be troubled. And do not be afraid”(John 14:27).

“Lord, you will give perfect peace to those who commit themselves to be faithful to you. That’s because they trust in you” (Isaiah 26:3).

“But he said to me, ‘My grace is all you need. My power is strongest when you are weak’” (2 Corinthians 12:9).

3. God's best gift to us is the gift of His presence.

“The Lord replied, ‘I will go with you. And I will give you rest’”(Exodus 33:14).

“He gives strength to those who are tired. He gives power to those who are weak” (Isaiah 40:29).

“God is our place of safety. He gives us strength. He is always there to help us in times of trouble” (Psalm 46: 1).



LESSON 7 ANSWER KEY:

LISTEN FOR THE DETAILS

Question and Answer

1. Jesus 2. His disciples 3. Jesus 4. The disciples 5. Wake Jesus up and cry out to Him 6. They calm down

REVIEW THE STORY

Exercise #1: Fill in the blank

1. says 2. to 3. the 4. and 5. sink 6. cry 7. Jesus 8. stop 9. more 10. is

Most people enjoy talking about the weather. If you feel comfortable, sometime this week talk with someone about the weather in English.

See you next week for Lesson 8; we will learn words that will help us talk about illnesses.

LESSON EIGHT

ILLNESS



In this lesson, we will study:

- **Vocabulary about illnesses**
- **The story about Jesus healing a demon-possessed man**



PART 1: VOCABULARY/WORDS WE USE

**Write these words in your own language
Take turns pretending to have a phone
conversation about canceling plans
because of illness.**

**Use the sentences and vocabulary
below.**

Sick person: I'm sorry, I can't meet with
you today because I have a
_____.

Friend: That's okay. I'm sorry you are not
feeling well. I hope you get better soon.

cold	sore throat	headache	cough
sprained ankle	fever	backache	toothache

bruise	rash	cut	earache
burn	stomachache	high blood pressure	dizziness



ACTIVITY 2: Home Remedies

Every culture has home remedies for common illnesses.

Talk about what people do (where you come from) when they have a cold.

Have you or anyone in your family used any of these remedies (cures) or other natural remedies? Tell us about it.



PART 2: STUDY A STORY (Luke 8:26-39)


In this part of the lesson, we will study a story of Jesus' power over evil. Listen for the following words in the story:

demon	beg	inside	send away
naked	punishment	many	

WATCH AND LISTEN TO THE STORY

Question: What is unusual about the illness/disease and the cure in this story?





What is your name?

REVIEW QUESTIONS

Circle the correct answer

1. The man was acting strangely. **True or False**
2. Jesus told the demons to go into the cows. **True or False**
3. After the demons left the man, Jesus told him to go away with Him. **True or False**



READ THE STORY

1. Jesus and His disciples meet a man with demons inside him.
2. The man is naked.
3. Jesus asks, "What is your name?"
4. The man answers, "My name is Legion."
5. A "legion" or "many" demons are living inside this man.
6. The demons beg Jesus, "Do not send us away for punishment. Let us enter the pigs nearby."
7. The demons go out of the man and into the pigs.
8. The man begs Jesus, "Let me go with You."
9. Jesus says, "Go back home and tell what God has done for you."



REVIEW THE STORY

Exercise #1: Fill-in-the-blank

Choose one of these words to fill in each blank in the passage below.

The first one has been done for you (the answer key is at the end of the lesson).

Jesus	for	are	the	man	go	is	not
-------	-----	-----	-----	-----	----	----	-----

Jesus and His apostles meet a ¹ man with demons inside him. The man is naked. Jesus asks, "What ² _____ your name?" The man answers, "My name is Legion." A legion or many demons ³ _____ living inside this man. The demons beg Jesus, "Do ⁴ _____ send us away for punishment. Let us enter ⁵ _____ pigs nearby." The demons ⁶ _____ out of the man and into the pigs. The man begs Jesus, "Let me go with You." ⁷ _____ says, "Go home and tell what God has done ⁸ _____ you."



PART 3: FINAL THOUGHTS ABOUT THE STORY

Discussion:

What does this look like for us today?

- 1) In today's story, the demons beg Jesus for what they want. A child begs for what he wants by saying the same words many times. For example: "I want candy! I want candy! I want candy!"
- 2) The polite way is to request what we want by using the word "please". The child would say, "May I please have a piece of candy?" Or you could say to someone, "Could you please help me?" or "Could you please repeat what you just said?"
- 3) How do you say thank you or express that you are thankful in your country?



The Bible, God's Word, tells us:

Please read these Bible verses in your heart language!**

1. God has power over evil.

"God's Spirit is in you and is more powerful than the one who is in the world" (1 John 4:4).

2. God's children have God's power in their lives.

"You will receive power when the Holy Spirit comes into your life" (Acts 1:8).

"We have this light from God in our human bodies. This shows that the power is from God. It is not from ourselves" (2 Corinthians 4:7).

"God is able to do much more than we ask or think, through His power working in us" (Ephesians 3:20).

"I can do all things because Christ gives me the strength" (Philippians 4:13).

"God gives us everything we need for life and for holy living. He gives it through His great power" (2 Peter 1:3).



LESSON 8 ANSWER KEY:

LISTEN FOR THE DETAILS

True or False

1. True 2. False 3. False

REVIEW THE STORY

Exercise #1: Fill in the blank

1. man 2. is 3. are 4. not 5. the 6. go 7. Jesus 8. for

Look for an opportunity to practice the vocabulary by asking a friend or family member how they are feeling.

In Lesson 9 we will learn about clothing, colors and other ways to describe clothes.

LESSON NINE

CLOTHING: NAMES, COLORS, AND DESCRIPTIONS



In this lesson, we will study:

- **Names for articles of clothing**
- **Names of patterns and colors**
- **The story about Jesus healing a blind man**



ACTIVITY 1: Clothing Fill in the word in your own language and then write the number of that clothing item in the same space.

dress	woman's blouse
shoes	t-shirt
jeans	skirt
socks	belt
sweater	tie
hat	man's shirt












ACTIVITY 2: Colors and Patterns

Use the following vocabulary words to describe an article of clothing.

Examples:

I am wearing a red checked shirt. (I'm wearing ____.)

He/She is wearing _____. (He/She's wearing _____.)

COLORS			
Red		Grey	
Blue		White	
Green		Black	
Yellow		Brown	
Orange		Tan/Beige	
Purple			

PATTERNS	
Polka Dot	
Striped	
Checked	
Plaid	
Patterned	
Solid	
Flowered	



PART 1: VOCABULARY/WORDS WE USE

In groups of two or more, pretend you are shopping. Take turns using the sentences and vocabulary to ask for and offer help. Use colors and patterns to describe what you are looking for!

Example:

Store employee: Can I help you find something?

Shopper: *Yes, I am looking for a red striped blouse.*

shirts	blouses	shoes	jeans	skirts	socks
sweaters	ties	T-shirts	dresses	hats	belts



PART 2: STUDY A STORY (Luke 8:26-39)

In this part of the lesson, we will study a story about Jesus healing a blind man. Listen for the following words in the story:

walking	Road to Jericho	crowd of people	passing by
shout	mercy	then see	what's happening

WATCH AND LISTEN TO THE STORY

Question: What does the blind man do after Jesus heals him?





REVIEW QUESTIONS

Circle the correct answers

1. Jesus is walking with (**His helpers/a blind man**).
2. A blind man is (**sitting in a chair/sitting beside the road**).
3. The blind man hears a crowd of people walking and asks, (“**What’s happening?**”/ “**What time is it?**”)
4. Someone tells the blind man, “Jesus of (**Jerusalem/Nazareth**) is passing by.”
5. The blind man shouts, (“**Hello, Jesus. How are you?**”/“**Jesus, have mercy on me!**”)
6. Jesus (**heals/does not heal**) the blind man.



READ THE STORY

1. Jesus is walking with His helpers.
2. A blind man is sitting beside the road.
3. The blind man hears a crowd of people walking.
4. He asks, “What’s happening?”
5. Someone says, “Jesus of Nazareth is passing by.”
6. The blind man shouts, “Jesus, have mercy on me!”
7. Jesus hears the blind man and stops walking.
8. Jesus asks the blind man, “What do you want Me to do for you?”
9. The blind man says, “I want to see again.”
10. “Then see,” says Jesus. “Your faith has made you well.”
11. The man says, “I can see! I can see! I can see!”



REVIEW THE STORY

Exercise #1: Fill in the blank

Choose one of these words to fill in each blank in the passage below.

The first one has been done for you (the answer key is at the end of the lesson).

have	the	blind	see	can
Jesus	man	what	of	has

Jesus is walking with His helpers. A blind ¹**man** is sitting beside the road. The blind man hears a crowd ² _____ people walking. He asks, “What’s happening?” Someone says, “³ _____ of Nazareth is passing by.” The blind man shouts, “Jesus, ⁴ _____ mercy on me!” Jesus hears the ⁵ _____ man and stops walking. Jesus asks the blind man, “⁶ _____ do you want Me to do for you?” ⁷ _____ blind man says, “I want to see again.” “Then ⁸ _____,” says Jesus. “Your faith ⁹ _____ made you well.” The man says, “I ¹⁰ _____ see!”



PART 3: FINAL THOUGHTS ABOUT THE STORY

Discussion:

What does this look like for us today?

In small groups, discuss your answers to the following questions:

- a) If you became blind, what would you very much want to see?
- b) If you became deaf, what would you very much want to hear?
- c) What do you think is worse, to be blind or deaf?



The Bible, God’s Word, tells us:

Please read these Bible verses in your heart language!**

1. Jesus cares about the deep needs—the biggest needs—of our lives.

“Your Father knows what you need even before you ask him” (Matthew 6:8).

“My God will meet all your needs. He will meet them in keeping with his wonderful riches. These riches come to you because you belong to Christ Jesus” (Philippians 4:19).

2. Jesus gave the blind man physical sight and spiritual sight. He could see or understand the things of God with his heart. At the end of the story:

“Right away he could see. He followed Jesus, praising God. When all the people saw it, they also praised God” (Luke 18:43).

3. Jesus always stops to listen when we call out to Him and always shows mercy.

“The Lord is ready to help all those who call out to him. He helps those who really mean it when they call out to him” (Psalm 145:18).

“There is no difference between those who are Jews and those who are not. The same Lord is Lord of all. He richly blesses everyone who calls on him” (Romans 10:12).

(continued)



The Bible, God's, Word tells us:

“He saved us. It wasn't because of the good things we had done. It was because of his mercy. He saved us by washing away our sins. We were born again. The Holy Spirit gave us new life” (Titus 3:5).

4. Satan causes spiritual blindness.

“Our fight is not against human beings. It is against the rulers, the authorities and the powers of this dark world. It is against the spiritual forces of evil in the heavenly world” (Ephesians 6:12).

“The god of this world has blinded the minds of those who don't believe. They can't see the light of the good news that makes Christ's glory clear. Christ is the likeness of God” (2 Corinthians 4:4).

5. God's light is greater than Satan's darkness. God gives His light to His children.

“Life was in him, and that life was the light for all people. The light shines in the darkness. But the darkness has not overcome the light” (John 1:4-5).

“God said, ‘Let light shine out of darkness’” (Genesis 1:3).

“He made his light shine in our hearts. His light gives us the light to know God's glory. His glory is shown in the face of Christ” (2 Corinthians 4:6).

“You have the fountain of life. We are filled with light because you give us light” (Psalm 36:9).



LESSON 9 ANSWER KEY:

LISTEN FOR THE DETAILS

Question and Answer

1. Helpers 2. sitting beside the road 3. What's happening 4. Nazareth
5. Jesus have mercy on me 6. heals

REVIEW THE STORY

Exercise #1: Fill in the blank

1. man 2. of 3. Jesus 4. have 5. blind
6. What 7. The 8. see 9. has 10. can

This week practice describing the clothes in your closet using the vocabulary you learned today.
(If you have access to the internet or to a clothing store, looking there for examples might be more fun!)

In Lesson 10 we will study about holidays in the United States.

LESSON TEN

HOLIDAYS IN AMERICA



In this lesson, we will study:

- **Holidays in America**
- **The story about Jesus and His friends at a special holiday meal**













PART 1: VOCABULARY/WORDS WE USE

In groups of two or more, take turns reading the names of the months and holidays in the box below.

Use this sentence pattern to start a conversation.

I celebrated (American holiday) _____ in (month) _____ with my American friends.

This is what we did: _____.

January New Year's Day 	February Valentine's Day 	March St. Patrick's Day 	April Easter 
May Mother's Day 	June Father's Day 	July Independence Day (4th of July) 	August
September	October Halloween 	November Thanksgiving 	December Christmas 



ACTIVITY 1b: Name the holiday

Write the name of the holiday that each picture represents:



ACTIVITY 1a: American Holidays

In your groups, talk about the holidays and months using the sentence patterns below. Use the vocabulary in the calendar from the previous slide.

1. My family and friends will celebrate (holiday)_____ in (month)_____.
We like to_____.
2. My family and friends do not celebrate_____.

Then answer this question:

What holidays from the calendar or similar holidays do you celebrate in your culture?



ACTIVITY 2: Crossword Puzzle

Complete the crossword puzzle using the clues provided.


ACROSS CLUES

- _____ is a religious holiday for Christians, to celebrate the birth of Jesus. It is on December 25th. This season is also a traditional time to give gifts and put up decorations.
- _____ is on October 31st. Children wear costumes and go to ask for candy. They say "Trick or treat!"
- _____ is a religious holiday for Christians, to celebrate the resurrection of Jesus. It is on a different date each year but is usually in April.
- _____ Day is on February 14th. People like to send a card or flowers to someone they love. You see red hearts everywhere as a symbol of love.

DOWN CLUES

- _____ is a feast day for Americans. Many people cook a turkey for a big family dinner. It is always on the 4th Thursday of November.
- The Fourth of the July is Independence _____ in American history. You can see fireworks in the evening. Many towns have parades and fly the American flag.
- St. _____ Day is on March 17th. It is an Irish holiday, but many Americans celebrate with parades or by wearing green clothing and/or a shamrock.

CROSSWORD PUZZLE



PART 2: STUDY A STORY (Luke 22:1-22)

In this part of the lesson, we will study a story about Jesus celebrating the Passover holiday. Listen for the following words in the story:

arrest	prepare	take
---------------	----------------	-------------

WATCH AND LISTEN TO THE STORY

Question: What do Jesus and the disciples eat and drink at the Passover meal?





REVIEW QUESTIONS

Answer the questions below.

1. Who goes to prepare the food for the Passover meal?
2. Who leaves the meal early?
3. What happens to Jesus?



READ THE STORY

1. It is time for the Passover holiday celebration.
2. Jesus sends Peter and John to prepare the Passover meal.
3. Jesus serves bread and wine to the disciples.
4. After the meal, the disciples go with Jesus to the Mount of Olives.
5. Jesus prays to God.
6. Judas brings the soldiers to arrest Jesus.
7. The soldiers take Jesus away.



REVIEW THE STORY

Exercise #1: Fill-in-the-blank

Choose one of these words to fill in each blank in the passage below.

The first one has been done for you (the answer key is at the end of the lesson).

take	Mount	meal	Judas
the	and	time	Jesus

It is ¹ **time** for the Passover holiday celebration. ² _____ sends Peter and John to prepare ³ _____ Passover meal. Jesus serves bread ⁴ _____ wine to the disciples. After the ⁵ _____, the disciples go with Jesus to the ⁶ _____ of Olives. Jesus prays to God. ⁷ _____ brings the soldiers to arrest Jesus. The soldiers ⁸ _____ Jesus away.



The Bible, God's Word, tells us:

Please read these Bible verses in your heart language!**

1. God's timing is perfect.

“There is a time for everything. There's a time for everything that is done on earth” (Ecclesiastes 3:1).

“But then the chosen time came. God sent his Son. A woman gave birth to him. He was born under the authority of the law” (Galatians 4:4).

2. God's love is without limits.

“But here is how God has shown his love for us. While we were still sinners, Christ died for us” (Romans 5:8).

3. The gift of eternal life is free to us because it cost God so much.

“When you sin, the pay you get is death. But God gives you the gift of eternal life. That's because of what Christ Jesus our Lord has done” (Romans 6:23).

“God so loved the world that he gave his one and only Son. Anyone who believes in him will not die but will have eternal life” (John 3:16).



LESSON 10 ANSWER KEY:

LISTEN FOR THE DETAILS

Question and Answer

1. Peter and John 2. Judas 3. Soldiers take Jesus away

REVIEW THE STORY

Exercise #1: Fill in the blank

1. time 2. Jesus 3. the 4. and 5. meal 6. Mount 7. Judas 8. Take

Answers to crossword puzzle:

Across: 1. Christmas 3. Halloween 5. Easter 6. Valentines

Down: 2. Thanksgiving 4. Day 7. Patricks

Look for an opportunities to talk to an English speaking friend about one of your holidays.

In Lesson 11 we will learn a few things about death and traditions associated with it.

LESSON ELEVEN

TRADITIONAL CEREMONIES HELD WHEN SOMEONE DIES



In this lesson, we will study:

- **Traditional ceremonies held when someone dies**
- **How to express sympathy**
- **The death and burial of Jesus**



PART 1: VOCABULARY/WORDS WE USE

Death is not an easy thing to discuss; however, we must understand its importance in every culture. Different cultures have special traditions when someone dies. Please take turns answering these questions about traditions where you come from:

1. Do you have a ceremony when someone dies? If so, please describe it.
2. How do you honor the person who died?
3. How do you express sympathy and how do you support the family and friends of the person who died?



ACTIVITY 1: Death and Ceremonies

Write these words in your own language

die (died) passed away	casket	grave	loved ones	burial
donation/ memorial gift	graveside service	Celebration of Life service	sympathy/ condolence	cremation



ACTIVITY 2: North American Traditional Ceremonies

Circle or underline the vocabulary words in the following explanation of North American traditional ceremonies for when a person dies:

1. Times for visitation can be the night before a funeral, one hour before the funeral, or immediately after the funeral.
2. Friends often bring food for the family, especially on the day of the funeral. This is a common custom among church families.
3. After the funeral, sometimes the family has a short graveside service at the cemetery before the person is buried. Included is a short Bible reading and prayer, and family and friends say a final good-bye. The casket will be placed in the grave during this time.
4. Often instead of a FUNERAL, families choose to have a CELEBRATION OF LIFE where people share good memories or lessons they have learned from the person who died. Many times there is a slide show highlighting their life.
5. Driving from the memorial service to the graveside or burial place, cars drive in a line (one after the other) with their lights on. Other people on the roads usually show respect by stopping and waiting for the funeral cars to pass by.
6. People may choose to attend the visitation, the funeral or memorial service and/or the burial service.
7. Friends of the family express sympathy in different ways: by sending flowers to the funeral, giving a memorial gift or sending a sympathy card.



PART 2: STUDY A STORY (Luke 23:26-46)

In this part of the lesson, we will study a story about the death of Jesus. Listen for the following words in the story:

Friday	hill	of	Jesus	they
tomb	a	our	noon	them

WATCH AND LISTEN TO THE STORY

Question: What is unusual about the three hours before Jesus dies?





REVIEW QUESTIONS

Answer the questions below.

1. What do the soldiers do with Jesus?
2. How does Jesus die?
3. Who takes the body of Jesus for burial?
4. Where does Joseph of Arimathea take the body of Jesus?



READ THE STORY

1. The soldiers take Jesus to a hill called Calvary.
2. They nail Jesus to a cross.
3. Jesus is the blood sacrifice for our sins.
4. The sky is dark from noon until three o'clock.
5. Jesus says, "Forgive them, Father. They do not understand what they do."
6. "Father, I give Myself to You."
7. Jesus dies for the sins of the world.
8. Joseph of Arimathea takes the body of Jesus to a tomb.
9. The time is late Friday afternoon.



REVIEW THE STORY

Exercise #1: Fill in the blank

Choose one of these words to fill in each blank in the passage below.

The first one has been done for you (the answer key is at the end of the lesson).

Friday	hill	of	Jesus	they
tomb	a	our	noon	them

The soldiers take Jesus to a ¹ **hill** called Calvary. They nail Jesus to ² _____ cross. Jesus is the blood sacrifice for ³ _____ sins. The sky is dark from ⁴ _____ until three o'clock. Jesus says, "Forgive ⁵ _____, Father. They do not understand what ⁶ _____ do. Father, I give Myself to You." ⁷ _____ dies for the sins of the world. Joseph ⁸ _____ Arimathea takes the body of Jesus to a ⁹ _____. The time is late ¹⁰ _____ afternoon.



PART 3: FINAL THOUGHTS ABOUT THE STORY

Discussion:

What does this look like for us today?

- 1) If you have had a family member or friend die, share about your feelings.
- 2) If you attended a funeral or memorial service, what kinds of things were said about the person who had died?
- 3) How do you want your friends to remember you?



The Bible, God's Word, tells us:

Please read these Bible verses in your heart language!**

1. All people have a sin problem and need the forgiveness of God.

“Suppose you keep the whole law but trip over just one part of it. Then you are guilty of breaking all of it” (James 2:10).

2. The blood sacrifice in the old way of worship paid the penalty for sins.

“In fact, the law requires that nearly everything be made ‘clean’ with blood. Without the spilling of blood, no one can be forgiven” (Hebrews 9:22).

3. The substitute Lamb for our sins.

Christ didn't have any sin. But God made Him become sin for us. So we can be made right with God because of what Christ has done for us.

(continued)



The Bible, God's Word, tells us:

Please read these Bible verses in your heart language!**

“He gave his life to pay for our sins. But he not only paid for our sins. He also paid for the sins of the whole world” (1 John 2:2).

“He did not enter by spilling the blood of goats and calves. He entered the Most Holy Room by spilling his own blood. He did it once and for all time. In this way, he paid the price to set us free from sin forever” (Hebrews 9:12).

“The free gift of God's grace makes us right with him. Christ Jesus paid the price to set us free. God gave Christ as a sacrifice to pay for sins through the spilling of his blood. So God forgives the sins of those who have faith. God did all this to prove that he does what is right. He is a God of mercy. So he did not punish for their sins the people who lived before Jesus lived” (Romans 3:24-25).

(continued)



The Bible, God's Word, tells us:

Please read these Bible verses in your heart language!**

4. The leaders and soldiers did not take the life of Jesus. He gave it. The nails did not hold Jesus to the cross. His love did.

“No one takes it (My life) from me. I give it up myself. I have the authority to give it up. And I have the authority to take it back again. I received this command from my Father.” (John 10:18)

5. Jesus died so we can LIVE forever with God in heaven.

“My sheep listen to my voice. I know them, and they follow me. I give them eternal life, and they will never die. No one will steal them out of my hand” (John 10:27-28).



LESSON 11 ANSWER KEY:

LISTEN FOR THE DETAILS

Question and Answer

1. Nail Him to a cross 2. On a cross 3. Joseph of Arimathea 4. To a tomb

REVIEW THE STORY

Exercise #1: Fill in the blank

1. hill 2. a 3. our 4. noon 5. them
6. they 7. Jesus 8. of 9. tomb 10. Friday

Here's a question to think about this week: Does the idea of life after death appeal to you? Why or why not?

Next week in Lesson 12, we will study vocabulary related to life stages. We will also learn words to help us describe the physical appearance of people we meet.

LESSON TWELVE

PHYSICAL DESCRIPTIONS OF PEOPLE AGE AND STAGE OF LIFE



In this lesson, we will study:

- **Physical descriptions of people**
- **Age and stages of life**
- **Jesus' Resurrection (He is raised from the dead)**



PART 1: VOCABULARY/WORDS WE USE

To get started on this lesson we will play a game. We will all stand up and follow the instructions to get us thinking about today's vocabulary!

- Everyone line up with the shortest person at one end of the line and the tallest person at the other end.
- Next, line up with the youngest person on one end of the line, and the oldest at the other end.
- Then, the men (males) stand on one side of the room, and the women (females) stand on the other side.
- The women with long hair stand together.
- The men with beards or mustaches stand together.



ACTIVITY 1a: Physical Descriptions

Describe the physical characteristics of the people by using the words on the list below to help you.

Height and weight:

Basic: short, tall

Expanded: medium or average height, petite, thin


or slim/slender/trim/skinny

fat/stout//plump/curvy/ heavysset

Gender:

Basic: man/woman, boy/girl

Expanded: male/female, masculine/feminine



ACTIVITY 1b: Hair Types and Other Characteristics

Describe the hair types or other descriptions of the people by using the words on the list below to help you.



Hair Type:

Basic: short, medium, long

Expanded: straight, curly, wavy, Afro, bald, balding



Other Descriptions:

Beard, mustache, goatee, glasses, freckles, dimple



ACTIVITY 2a: Stages of Life

Stages of life are like chapters in a book. In different chapters, different events happen.

Stages of life: Young, old

Basic: baby, child, teenager/teen, adult, elderly

Expanded: infant, toddler, preschooler, young adult, middle-aged, senior adult, younger, older

Describe the different ages or stages of life of the people in the following pictures.
Use the vocabulary lists to help you.



ACTIVITY 2b: Early Stages of Life

Tell a story about you or your family or friends at these stages of life.

Stages of life:

Basic: baby, child, teenager,
teen, young, old

Expanded: infant, toddler,
preschooler, primary school
age, high school age,
younger, older



ACTIVITY 2c: Later Stages of Life

Tell a story about you or your family or friends at these stages of life.

Stages of life:

Basic: adult, elderly

Expanded: young adult,
middle-aged, senior adult



PART 2: STUDY A STORY (Luke 24:1-12, 44-45)

In this part of the lesson, we will study a story about Jesus rising from the dead. Listen for the following words in the story:

carry	rise/rising/risen	Nail holes	spices	The other	afraid
Rolled away	surprise	glad	shining	show	

WATCH AND LISTEN TO THE STORY

Question: What do the women see at the tomb?





REVIEW QUESTIONS

1. What three surprises do the women have early Sunday morning?
2. Who are the two men in shining clothes?
3. The women tell the others, “The body of Jesus is gone!” How do the other followers feel about this news? Why do they feel this way?



READ THE STORY

1. Early Sunday morning, the women carry burial spices to the tomb.
2. They find the stone rolled away from the door.
3. The burial clothes are there—but not the body of Jesus.
4. Suddenly two men in shining white clothes stand beside them.
5. The men say, “You are looking for Jesus, but He is not here. He is risen.”
6. The women run to tell the other followers of Jesus.
7. The other followers of Jesus do not believe the women.
8. Peter believes the women and runs to the tomb.
9. He finds the burial clothes, but not the body of Jesus.
10. Later Jesus surprises a group of His followers.
11. Jesus shows His followers the nail holes in His hands and feet.
12. First they are afraid, then they are very glad.



REVIEW THE STORY

Exercise #1: Fill in the blank

Choose one of these words to fill in each blank in the passage below.

The first one has been done for you (the answer key is at the end of the lesson).

women	looking	are	here	Peter	they
very	away	Later	runs	beside	other
tomb	holes	two	tell	followers	burial

Early Sunday morning, the ¹ **women** carry burial spices to the ² _____. They find the stone rolled ³ _____ from the door. The burial clothes ⁴ _____ there - but not the body of Jesus. Suddenly ⁵ _____ men in shining white clothes stand ⁶ _____ them. The men say, "You are ⁷ _____ for Jesus, but He is not ⁸ _____. He is risen." The women run to ⁹ _____ the other followers of Jesus. The ¹⁰ _____ followers of Jesus do not believe the women. ¹¹ _____ believes the women and ¹² _____ to the tomb. He finds the ¹³ _____ clothes, but not the body of Jesus. ¹⁴ _____ Jesus surprises a group of His ¹⁵ _____. Jesus shows His followers the nail ¹⁶ _____ in His hands and feet. First ¹⁷ _____ are afraid, then they are ¹⁸ _____ glad.



PART 3: FINAL THOUGHTS ABOUT THE STORY

Discussion:

What does this look like for us today?

1) We cannot know the height, weight, and eye color of Jesus. But there are many things about Him that we do know.

With a small group, list the describing words for Jesus. Make your list as long as possible. Share your list with the class.

2) In these 12 lessons, we have learned the stories of Jesus—about the different chapters or stages in His life.

Work together with your group to make a timeline of the important times in the life of Jesus. Include everything you can remember that Jesus did.



The Bible, God's Word, tells us:

Please read these Bible verses in your heart language!**

1. In Lessons 11 and 12, we have seen God's plan unfold: betrayal by Judas, arrest of Jesus in the Garden of Gethsemane, trial, crucifixion, burial and resurrection. Jesus told His followers that would happen.

“Jesus then began to teach his disciples. He taught them that the Son of Man must suffer many things. He taught them that the elders would not accept him. The chief priests and the teachers of the law would not accept him either. He must be killed and after three days rise again” (Mark 8:31).

“Do not let your hearts be troubled. You believe in God. Believe in me also. There are many rooms in my Father's house. If this were not true, would I have told you that I am going there? Would I have told you that I would prepare a place for you there? If I go and do that, I will come back. And I will take you to be with me. Then you will also be where I am. You know the way to the place where I am going” (John 14:1–4).

(continued)



The Bible, God's Word, tells us:

Please read these Bible verses in your heart language!**

2. Jesus told us how to get there.

“Jesus answered, ‘I am the way and the truth and the life. No one comes to the Father except through me’” (John 14:6).

“Here I am! I stand at the door and knock. If anyone hears my voice and opens the door, I will come in. I will eat with that person, and they will eat with me” (Revelation 3:20).

“But God is faithful and fair. If we confess our sins, he will forgive our sins. He will forgive every wrong thing we have done. He will make us pure” (1 John 1:9).

(continued)



The Bible, God's Word, tells us:

Please read these Bible verses in your heart language!**

3. We must do more than know about God's love and know about the death, burial and resurrection of Jesus. Each person must reach out to receive God's gift of eternal life.

“Some people did accept him and did believe in his name. He gave them the right to become children of God” (John 1:12).

“God's grace has saved you because of your faith in Christ. Your salvation doesn't come from anything you do. It is God's gift. It is not based on anything you have done. No one can brag about earning it” (Ephesians 2:8–9).

“Say with your mouth, ‘Jesus is Lord.’ Believe in your heart that God raised him from the dead. Then you will be saved. With your heart you believe and are made right with God. With your mouth you say what you believe. And so you are saved” (Romans 10:9–10).

(continued)



PART 3: FINAL THOUGHTS ABOUT THE STORY

The following explains how you can receive Christ:

You Can Receive Christ Right Now by Faith Through Prayer (Prayer is talking with God) God knows your heart and is not so concerned with your words as He is with the attitude of your heart.

The following is a suggested prayer:

Lord Jesus, I need You. Thank You for dying on the cross for my sins. I open the door of my life and receive You as my Savior and Lord. Thank You for forgiving my sins and giving me eternal life. Take control of the throne of my life. Make me the kind of person You want me to be.

Does this prayer express the desire of your heart? If it does, I invite you to pray this prayer right now, and Christ will come into your life, as He promised.

If you prayed this prayer, please tell your teacher, and they will help you to grow in your relationship with Jesus.



LESSON 12 ANSWER KEY:

LISTEN FOR THE DETAILS

Question and Answer

1. Stone rolled away, body of Jesus gone, two men in white speak to them.
2. Angels
3. They don't believe them. It seems impossible.

REVIEW THE STORY

Exercise #1: Fill in the blank

1. women
2. tomb
3. away
4. are
5. two
6. beside
7. looking
8. here
9. tell
10. other
11. Peter
12. runs
13. burial
14. Later
15. followers
16. holes
17. they
18. very

Congratulations! You have finished the 12 lessons.

How will you celebrate your hard work?